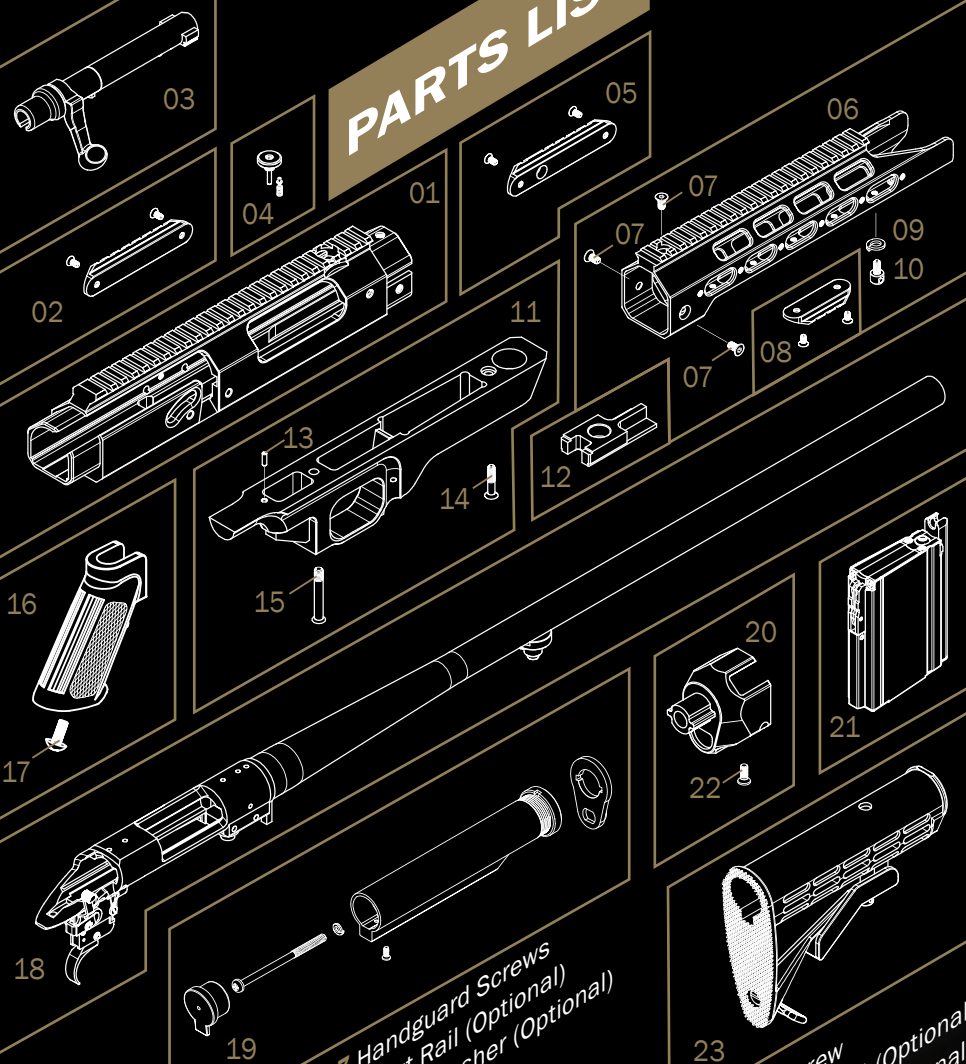


PARTS LIST



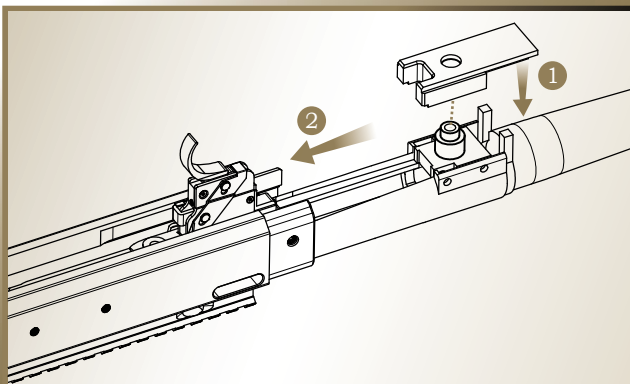
AAC21

INSTRUCTION MANUAL

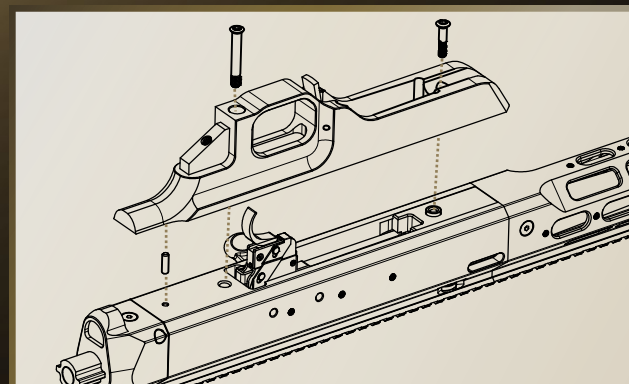
AIRSOFT GAS SNIPER RIFLE KITS
FOR KJ/ Tanaka M700
www.action-army.com



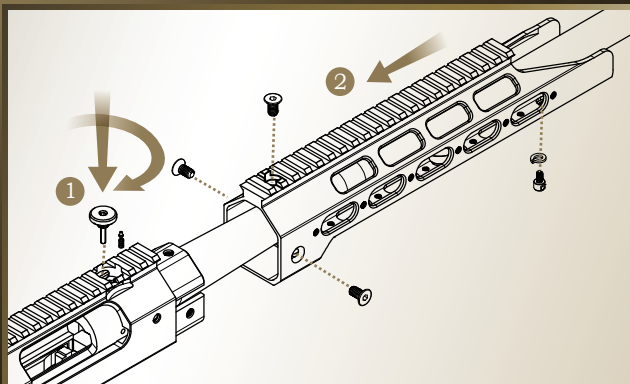
- 01 Upper Receiver
- 02 Side Rail (Optional)
- 03 Bolt (Optional)
- 04 Knob (Optional)
- 05 QD Rail (Optional)
- 06 Handguard
- 07 Handguard Screws
- 08 Short Rail (Optional)
- 09 Spring Washer (Optional)
- 10 Bipod Receiver
- 11 Front Cover
- 12 Pin
- 13 Front Screw (Optional)
- 14 Rear Screw (Optional)
- 15 GBB Pistol Grip (Optional)
- 16 Pistol Grip Screw
- 17 M700 Receiver Set (Optional)
- 18 AEG StockTube Set (Optional)
- 19 Stock Adapter
- 20 M700 Magazine
- 21 Stock Adapter Screw
- 22 Stock (Optional)
- 23



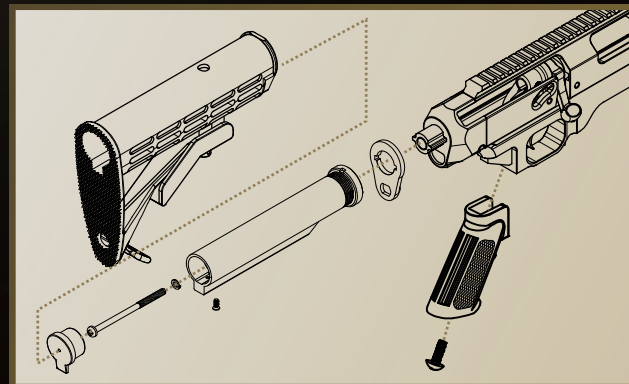
1. Install the front cover.
2. Slide the M700 receiver set backward to the upper receiver.



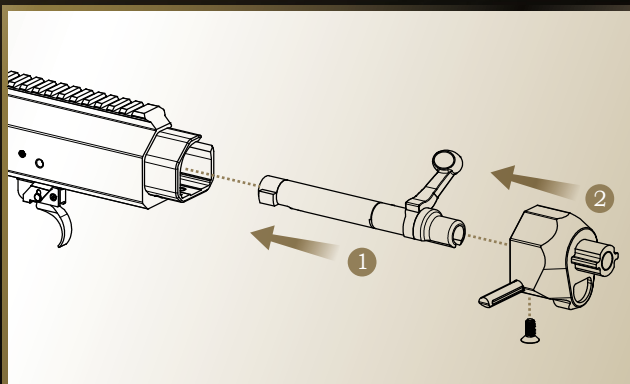
Assemble the upper receiver with the lower receiver.



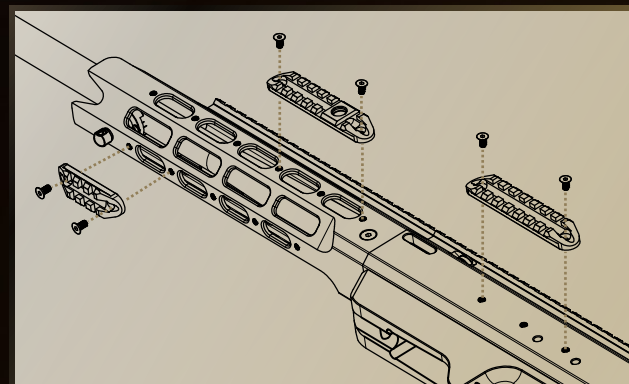
1. Fasten the knob.
2. Assemble the handguard with the upper receiver.



Install the stock and the GBB pistol grip.



1. Insert the bolt into the upper receiver.
2. Install the stock adapter.



Set the side rail on the receiver and the handguard.